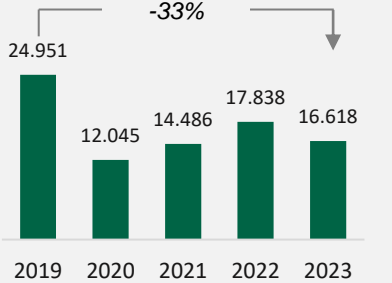


FIERA MILANO ESG SCORECARD 2023

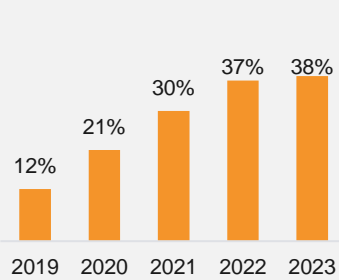
Environment



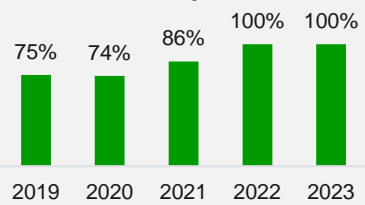
Emissioni totali CO2 (tCO₂eq)



% rinnovabili



% Moquette utilizzata inviata a recupero



Calcolo impronta carbonica di n. 5 eventi



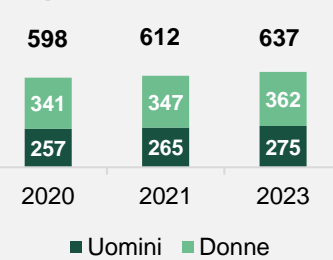
- 9% riduzione rifiuti/mq dal 2019 al 2023
- Impianto fotovoltaico di 17 MWp
- 35% parco auto ibrido
- Finalisti all'UF1 Award nelle categorie «Best engagement programme for stakeholders» e «Successful examples of operational measures to reduce the carbon footprint of trade fairs and events»

1) UF1 = The Global Association of the Exhibition Industry

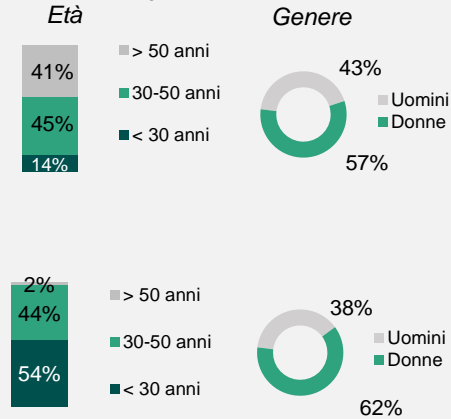
Social



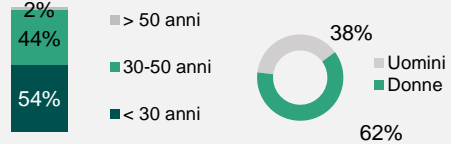
Dipendenti




Diversity



Nuovi assunti nel 2023: n.114 dipendenti



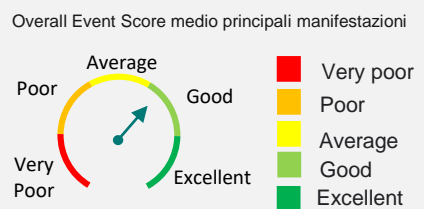
Remunerazione



Ore di formazione

| | Ore per persona |
|-----------|-----------------|
| Dirigenti | 8,5 |
| Quadri | 23,6 |
| Impiegati | 23,1 |

Overall Event Score



Comunità locali

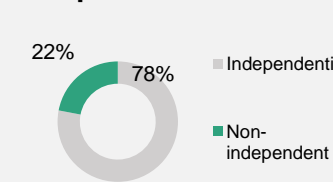


Governance

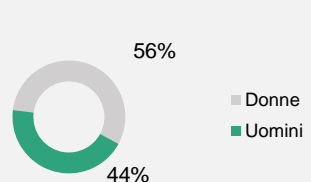


Al 31/12/2023

Indipendenza CdA



Diversity CdA




Governance di sostenibilità



Certificazioni



ESG Rating



Impegno internazionale

